

People in Dorset are **INDEPENDENT**



People in Dorset are
INDEPENDENT





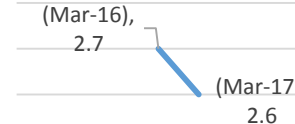
- Families are strong and stable
- Children and young people are confident learners
- People remain happily independent and stay in their own homes
- People are part of inclusive communities
- People who do need help have control over their own care

SUMMARY


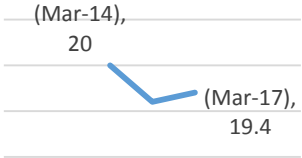
Share Your Views

If you want more information about how we are doing, share your views about the analysis or get involved in helping the council shape its future priorities you can email us at j.d.alexander@dorsetcc.gov.uk or d.trotter@dorsetcc.gov.uk, visit [Performance at Dorset County Council](#) or get in touch on twitter @DorsetCC

People in Dorset are **INDEPENDENT**

Description	Previous position	Latest position	Direction Of Travel	Progress – trend line	Benchmark
01: Rate of absence from school	4.8 2014-15	4.7 2015-16	 Improved	 (Mar-15), 4.8 (Mar-16), 4.7	WORSE 4.5 England Average
02: Percentage of children achieving expected level at Early Years Foundation Stage	68% 2015	70.1% 2016	 Improved	 (Mar-14), 61 (Mar-16), 70.1	BETTER 69.5% England Average
03: Key Stage 2 achievement rates	No Data	45% 2016		 (Mar-16), 45	WORSE 52% England Average
04: Percentage of 16-18 year olds in jobs without training (NEET)	2.7% 2016	2.6% 2017	 Improved	 (Mar-16), 2.7 (Mar-17), 2.6	BETTER 2.9% England Average
05: The rate of delayed transfers from hospital care	21.2 2014-15	23.5 2015-16	 Worse	 (Mar-11), 15.9 (Mar-15), 23.5	WORSE 18.6 England Average
06: The rate of volunteering in Dorset					TBA
07: Proportion of clients given self-directed support	95% 2015-16	96.3% 2016-17	 Improved	 (Mar-12), 88 (Mar-16), 96.3	BETTER 86.9% England Average

People in Dorset are INDEPENDENT (Cont'd)

Description	Previous position	Latest position	Direction Of Travel	Progress – trend line	Benchmark
08: Proportion of clients given direct payments	19.2% 2015-16	19.4% 2016-17	 Improved	 <p>(Mar-14), 20 (Mar-17), 19.4</p>	WORSE 28.1% England Average